

# Pipeline Safety and Emergency Information

**\$500**

Fill out the response card survey for a chance to win.

for your family, neighborhood & community



# Pipeline Safety: A Shared Responsibility

---



Life takes energy: to heat our homes, to feed our families, to fuel our vehicles. Sabal Trail connects people to the energy they need to help fuel their quality of life.

---

Sabal Trail Transmission (Sabal Trail) is a natural gas pipeline system in your area that is operated by Enbridge.

## About Enbridge

Our long-haul natural gas transmission pipelines cross North America (much like interstate highways) moving processed natural gas to market, where it's ultimately delivered to industrial facilities, power plants, and local distribution companies to provide heat for homes and businesses and fuel manufacturing. **Natural gas is a clean-burning, efficient fuel. Colorless, tasteless, and lighter than air, it's also odorless in its natural state.**

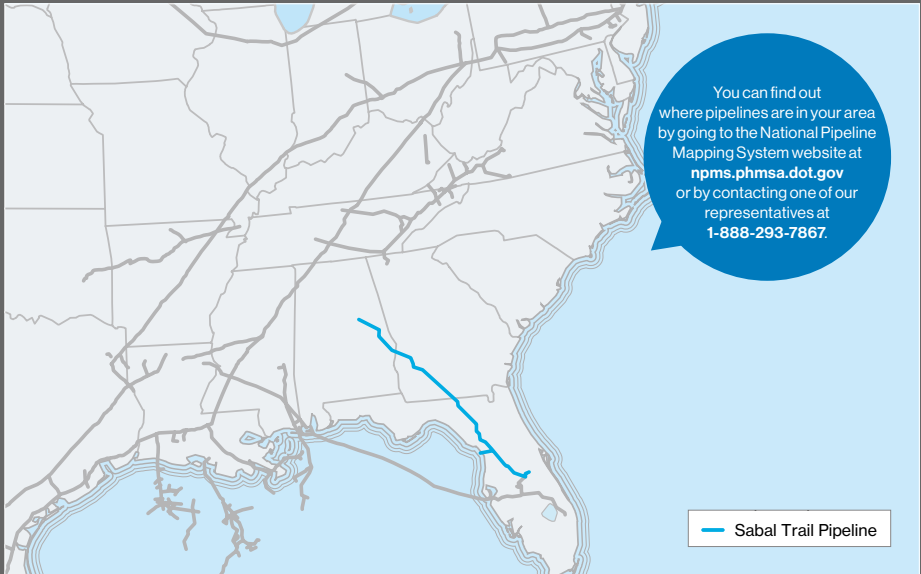
## Pipeline Purpose and Reliability

The United States has the largest pipeline network in the world. Data collected by the U.S. Department of Transportation reports pipelines are one of the safest ways to move energy resources like the natural gas products Sabal Trail transports. We are committed to the safe and reliable operation of our pipelines in your community. Every year our company invests in the latest technology and training to meet the high environmental and safety standards expected by those who live and work near our pipelines.

**All Enbridge owned and operated pipelines are monitored 24/7. If you suspect a pipeline emergency, please find a safe place to call 911, and then call Enbridge's toll-free, 24-hour emergency number:**

**1-888-568-7269**

# Pipeline Safety: A Shared Responsibility



You have received this brochure because you may live, work, or own property near an area where the Sabal Trail pipeline and/or associated facilities exist. The brochure has been designed to provide you with basic information regarding pipelines, how to recognize leaks, and how to respond in the event of a pipeline emergency. Please read and share this important safety information with others in your home, place of business, or organization. If you operate a business or establishment that may be frequented by outside visitors, we encourage you to consider pipeline emergencies in your emergency response plans and procedures.

## Contact Sabal Trail

All Enbridge owned and operated pipelines are monitored 24/7. If you suspect a pipeline emergency, please find a safe place to call 911, and then call Enbridge's toll-free, 24-hour emergency number:

**1-888-568-7269**

If you have a non-emergency question regarding Sabal Trail's damage prevention program, integrity management program, or operations in your area, you can call Public Awareness at: **1-888-293-7867** or visit [Enbridge.com/USpublicawareness](http://Enbridge.com/USpublicawareness)

**Email**  
[USPublicawareness@enbridge.com](mailto:USPublicawareness@enbridge.com)

**Mail**  
Public Awareness Department  
5400 Westheimer Court  
Houston, TX 77056

**Website**  
[Enbridge.com/USpublicawareness](http://Enbridge.com/USpublicawareness)

**Facebook**  
[Facebook.com/Enbridge](https://www.facebook.com/Enbridge)

# Know What's Below

## One-Call Requirements

**811**, the national “call before you dig” number, and **ClickBeforeYouDig.com** are free services designed to keep you safe when digging. Calling or clicking is always the safest option every time you dig, and in many cases it's the law. At least two to three business days before your project - any time you are disturbing the soil - (depending on state law), call **811** or visit: **ClickBeforeYouDig.com**



**Know what's below.  
Call before you dig.**



Within two to three business days, professional locators will come to your location and mark underground utility lines—including pipelines (marked with yellow flags or paint)—so you can work around them, saving yourself from possible injury or property damage.

If you see someone digging or disturbing the soil and there are no flags or marks on the ground, please stop the activity and ask the person to call 811 before continuing. Do not rely on word-of-mouth, maps, memory, or pipeline markers when planning a digging project.

## Pipeline Right-of-Way and Pipeline Location

A pipeline follows a narrow, clear stretch of land, called a right-of-way, which allows our employees and contractors to access the pipeline for inspections, maintenance, testing, and emergencies.

Pipeline rights-of-way must be kept free from structures and other obstructions to allow access to the pipeline. Pipelines are patrolled from the air and the ground, and obstructions prevent proper inspections.

You can find the general location of the Sabal Trail pipeline near you by looking for a pipeline marker. The marker will typically provide the pipeline operator's name, the contents of the pipeline, and an emergency phone number. If an emergency is suspected or discovered, call the number on the pipeline marker.

While markers play an important role in identifying pipelines, they are not used to give exact locations and should not be an alternative to dialing 811. Markers should never be removed or relocated by anyone other than a pipeline operator.

## Damage Prevention

Sabal Trail maintains a Damage Prevention Program in accordance with state and federal guidelines. The purpose of this program is to prevent damage to our pipeline facilities from excavation activities such as digging, trenching, blasting, boring, tunneling, or backfilling, or other activities such as heavy equipment crossing, storage on the right-of-way, etc. The Damage Prevention Program also monitors the depth of the cover over our pipelines and conducts regular patrols of our rights-of-way to monitor for unauthorized activities.



# Know What's Near You

## Above Ground Facilities

While the Sabal Trail pipeline is buried underground, our system also includes additional facilities, such as compressor stations, metering stations, and valve sites. It's important that you know what to expect as part of the normal operations at these facilities.

If you notice any suspicious activity or abnormal odor near one of our above ground facilities, call 911 immediately, then call Enbridge's 24-hour emergency number for your area.

Facility and Purpose	Normal Operations
<b>Compressor Stations</b> move natural gas through the pipeline at a consistent pressure.	Each station has built-in safety features that detect problems and automatically shut down equipment. During normal operations, no significant odors should be detected.
<b>Metering Stations</b> measure, and valve sites control, the flow of products through the pipeline.	No significant odors should be detected during normal operations.
<b>Main Line Valve Sites</b> may be used to control the flow of natural gas through the pipeline.	No significant odors should be detected during normal operations.

## Keeping Pipelines Safe

The objective of Sabal Trail's integrity management program is to improve pipeline safety through a systematic approach involving data gathering, risk assessment, integrity assessments, prevention, and mitigation. The U.S. Department of Transportation has developed specific High Consequence Area (HCA) regulations for the operation and maintenance of natural gas and liquids transmission pipelines. These regulations are more rigorous than those for non-HCA locations and focus integrity management activities on populated areas and areas where it would be difficult to evacuate people. In most cases, we apply the more rigorous requirements to the operation of all our pipeline facilities, not just the HCAs. To read more about our pipeline safety efforts, see our Safety Report to the Community at: [enbridge.com/safety](http://enbridge.com/safety)

Neighbors like you can help us maintain a safe, secure, and reliable pipeline system. If you observe any unusual or suspicious activity near our pipeline facilities, or if an emergency occurs, please call us immediately using the toll-free emergency number included in this brochure.

## Our Safety Measures

Safety is, and always will be, our number one priority. Our team devotes hundreds of thousands of hours every year to keeping our systems running smoothly and without incident.

We invest heavily in safety measures, including:

- Inspection and preventative maintenance programs
- Around-the-clock monitoring of pipelines and facilities
- Emergency response training and drills for employees and local emergency responders
- Pressure tests on new and existing pipelines
- Aerial and ground patrols along the pipeline right-of-way
- Automatic shut-off and remote-control valves
- Running a low-level electrical current through pipelines to prevent corrosion
- High-quality pipeline material and protective coating


Sabal Trail has enhanced safety measures for pipelines that cross bodies of water and highly populated or environmentally sensitive areas. To read more about our pipeline safety efforts, see our Safety Report to the Community at: [enbridge.com/safety](http://enbridge.com/safety)

# Emergency Information

## Recognizing a Pipeline Leak

In the unlikely event of a pipeline leak, one or any combination of the items listed below can typically help you recognize a leak.

### You might see:

-  • Dirt being blown or appearing to be thrown into the air
- A white vapor stream or mist-like cloud over the pipeline
- Dead or dying vegetation in an otherwise green area
- A dry area in a wet field
- Flames coming from the ground or appearing to burn above ground
- Continuous bubbling on the surface of bodies of water or flooded areas

### You might hear:

-  • A roaring, blowing, or hissing sound

### You might smell:


-  • An unusual sulfur or rotten egg odor

## Hazards Associated With a Natural Gas Pipeline Line Leak or Rupture

- Dizziness or suffocation if a leak occurs in a confined space
- Ignition/Fire if an ignition source is present during a leak, which may result in burns
- Potential explosion if the natural gas is mixed with air
- Projectiles ejected by the force of escaping gas

## Steps for a Safe Response

**If you are in immediate danger, damage the pipeline, or observe or suspect a leak – even if you are uncertain of the severity – take the following steps:**

- Abandon any equipment being used in or near the area, moving upwind of the product release
- Warn others to stay away
- **Call 911**
- Call the toll-free, 24-hour Enbridge emergency number for your area:  
 **1-888-568-7269**
- Follow instructions given to you by local emergency responders or Sabal Trail

## What NOT to do When a Leak Occurs

- Do not touch any liquid or vapor that may have come from the pipeline
- Do not drive into the area
- Do not turn on or off anything that may create a spark – including cell phones, telephones, two-way radios, light switches, vehicle alarms, vehicle keyless entry systems, and flashlights – until you are in a safe location
- Do not light a match and avoid open flames
- Do not attempt to extinguish a natural gas fire
- Do not remain in a building if the smell is stronger inside than outside
- Do not open or close any pipeline valves; leave all valve operations to pipeline company personnel

## What Happens Next?

Public safety will be the top priority as Sabal Trail, contractors, and local emergency responders work together to evaluate and respond to a pipeline leak. Local public safety officials will determine whether residents should evacuate or shelter-in-place. Residents may be asked to evacuate if it is no longer safe to be in the area or to shelter-in-place if there may be something unsafe in the environment.

### Contact Sabal Trail

**If you have an emergency, please contact the 24-hour emergency number in your area:**

 **1-888-568-7269**

**Alternate Language:** If you or someone you know would prefer to have the information in the brochure provided in a language other than English, please write us at:

5400 Westheimer Court  
Houston, TX 77056